



# Does Data Support Trump's Claim that Unauthorized Immigrants Cause Rising Crime Rates?

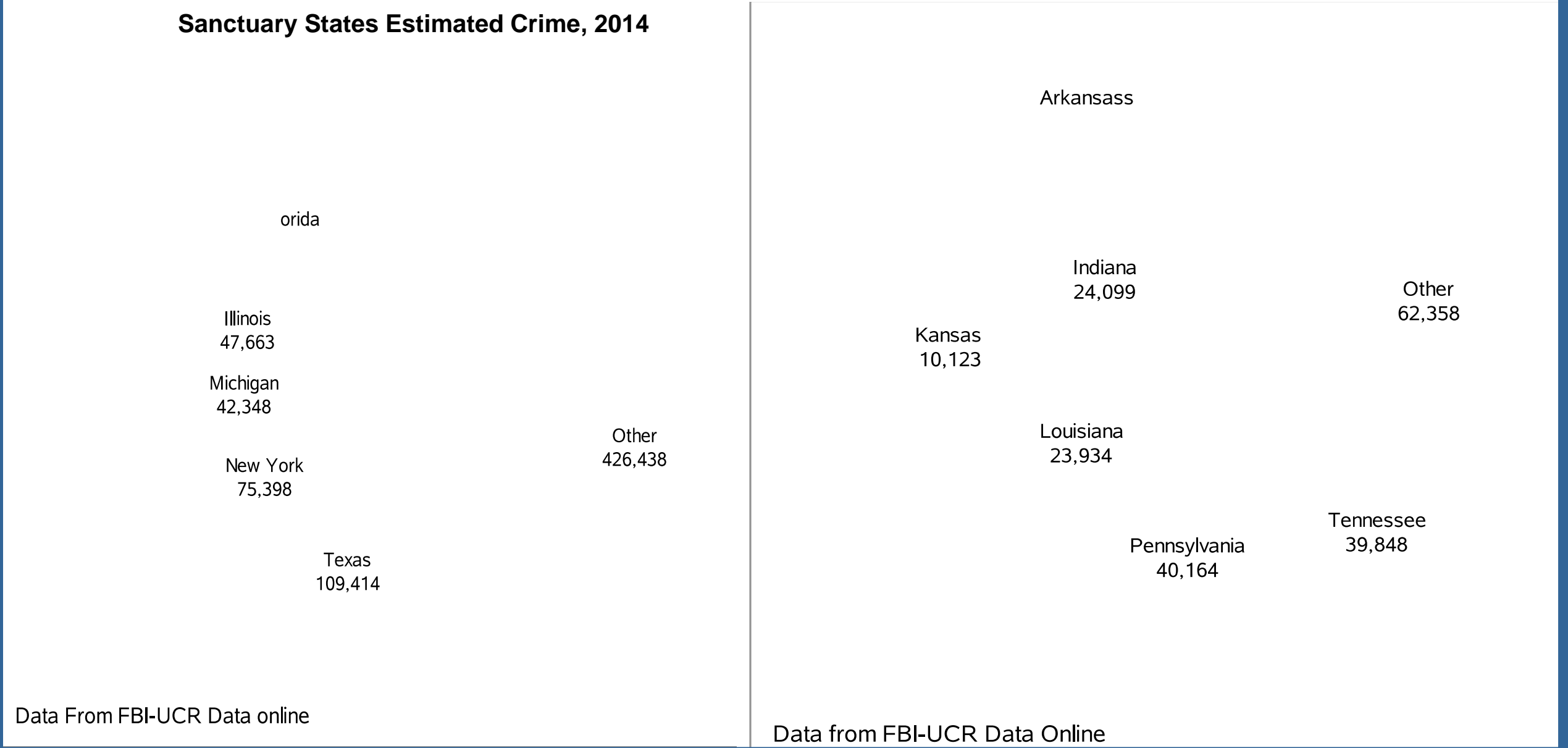
Roudabeh Jamshid Eini, MBA Candidate, Poster Advisor: Dr. Philip Maymin  
Ernest C. Trefz School of Business  
University of Bridgeport, Bridgeport, CT

## Abstract

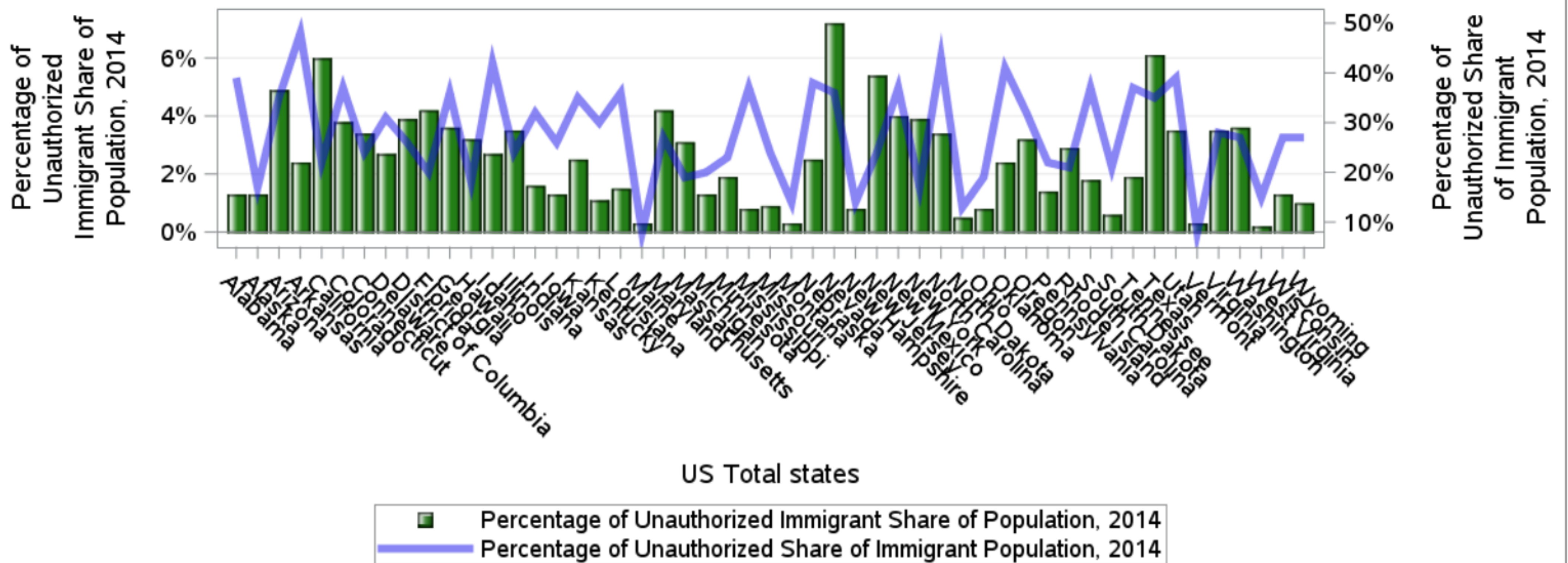
Sanctuary cities are the name of the jurisdictions where the unauthorized immigrants of the USA will be protected against federal immigration enforcement actions. This research from the Data-centric point of view examined and compare the estimated crime at the state level in 2014, in order to find out whether, if unauthorized immigrants introduce themselves to local jurisdictions, the state will be safer or not. The goal of this research was to see the big picture on enforcement of decline detainers by the Sanctuary States.

## Analytical Intelligence Findings:

Sanctuary States Estimated Crime, 2014

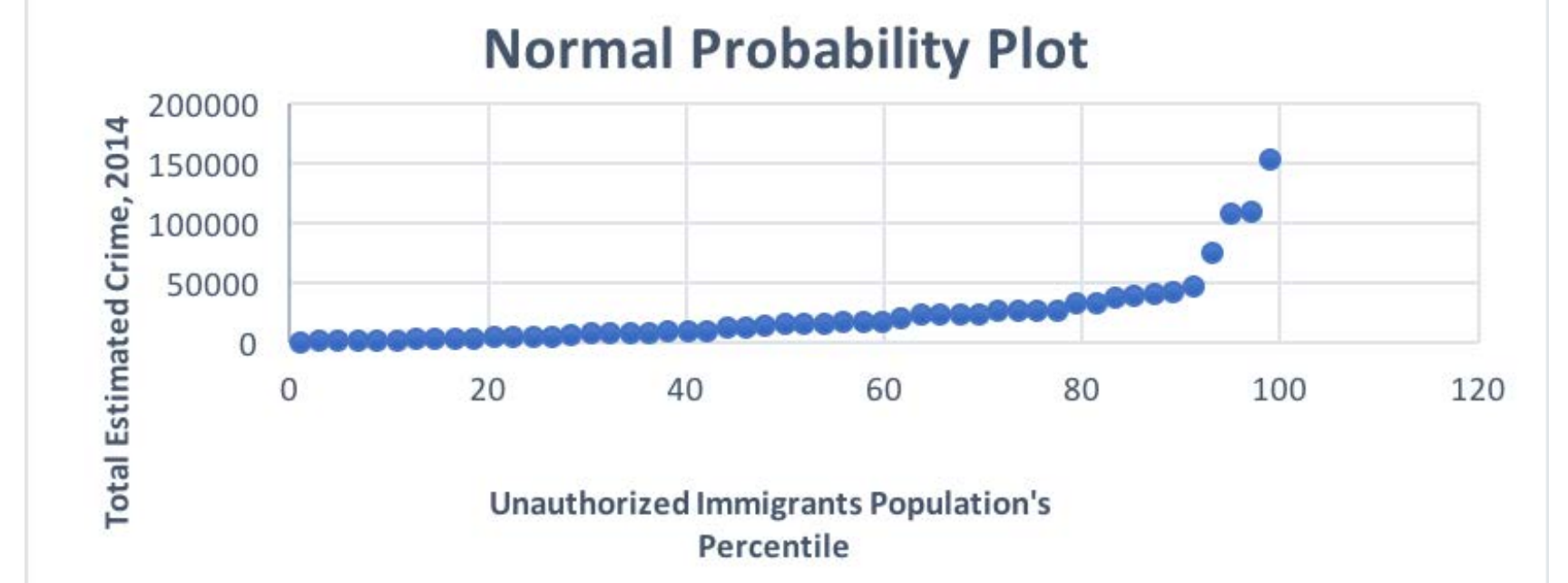


## Estimated unauthorized immigrant population, by state, 2014



Source: Source: Pew Research Center estimates for 2009 and 2014 based on augmented American

	Coefficients	Standard Error	t Stat	P-value
Intercept	8738.3067	1806.1155	4.838177	1.344E-05
Unauthorized Immigrants Population, 2014	0.066897	0.0039006	17.150495	2.385E-22



## Methodology

Quantitative analysis of the topic through explanatory analysis of data and data mining from the FBI and ICE databases, and the Pew Research Center. Utilizing SAS studio and MS Excel, I performed analysis and created visualizations of the final results for an easier and comprehensive understanding.

## Interpretation of Data

Through data processing, I realized that some states such as California and New York have the largest unauthorized immigrant share of the population and largest unauthorized share of immigrant population. Through comparing the pie chart of estimated sanctuary state crime with non-sanctuary state crime, I realized that not only do sanctuary states have higher crime rates, but California (the largest sanctuary state) has 2.5 times as much estimated crime than the largest non-sanctuary state. Finally, through conducting a regression and visualizing the normal probability plot, research shows that as the percentage of the unauthorized immigrant population rises the crime level rises as well. The normal probability plot line indicates the normal distribution model for these two data sets. However, the data does not prove correlation between numbers of unauthorized immigrants and crimes; these two data sets are not statistically significantly related to each other.